

5th Annual
Redneck Round-Up
Demolition Derby
STOCK CLASS
Rules & Regulations



Presented and Produced by Valley Academy for Career &
Technology Education (VACTE)

August 23rd, 2025

Camp Verde Equestrian Center

Camp Verde, AZ

Registration & Entry Fee (See Attached Form)

Registration forms may be emailed to you or downloaded from the www.VACTE.com or www.campverdearena.com website. Email registration to bweir@vacte.com or mail with check to Bob Weir, 1951 Dodge Rd, Camp Verde, AZ 86322. Call Bob Weir at (928) 821-0489 for more information.

Driver Qualifications (Minimum Age is 16*)

You must have and show a valid picture identification at the time of registration showing your age. Those under 18 are required to have a waiver signed by a parent or guardian and a valid driver's license. (See attached participation agreement and release).

2025 Derby Committee

Bob Weir (928) 821-0489 & Jeremy Fenstermaker (480) 433-0955 jfenster75@gmail.com

Glass - All glass must be removed from the vehicle.

Miscellaneous – Vehicles must be clean of all debris and loose items. This includes floor, sidewall pockets and the trunk area. Inspectors must be able to see into the trunk area and the rear of station wagons for confirmation. No sunroofs.

Safety Equipment

Seats – They may be bench, bucket or racing style. They must be securely bolted or welded to the vehicle.

Seat Belts – Original factory style or after market seat belts with shoulder harness may be used. Racing style quick release 4- and 5-point restraints may also be used.

Helmets & Goggles - Motorcycle style helmets with a full-face covering are allowed. Helmets without a face cover require the use of fully enclosed plastic safety goggles. No wrap around sunglasses!

Neck Brace - An EMT style foam neck brace must be worn.

Clothing –

Coveralls or long pants and shirts are required. Gloves are recommended.

Any full-size American made hard top car except for Suicide Door Lincolns, 1973 or older Imperials, Ambulances, Hearse, Convertibles or Limousines. No swapping frames, sub frames or front clips
Metric vehicles, pre-ran or fresh will get a total of (8) 4"x6"x1/4" repair plates and 4x10x1/4" rear hump plates. (1978 and newer GM's, 1980 and newer Chrysler and Ford Motor Co ect.)

Any other eligible car can have 4 plates on a fresh car and 6 on a pre-ran(4x6x1/4")

If there is any question under which category your car falls, please send me a picture.

GENERAL PREPARATION: Remove the following: windows, plastic bumper covers, headlights, taillights, all chrome, all door handles, and mirrors. The interior must be swept clean of debris and glass. Battery and fuel cell must be mounted inside of the car securely and safely but cannot reinforce the car.

Aftermarket parts allowed: Motors, metal gas tanks, transmission coolers, brake & gas pedals, shifters, battery boxes, steering columns up to the steering box, drive lines, driveline brakes, lower saddle cradles, factory-style motor mounts pads.

FRAMES

- You may notch or dimple the rear frame of the vehicle. Any area that was cut may not be rewelded and if you dimple that is the ONLY spot on the frame where metal is allowed to be shaped, manipulated or altered unless otherwise specified (strictly enforced)
- Repair plates – The plates can be added anywhere on the frame but there must be a minimum of a 1" gap between the plates, this is measured from the outside edge of the welds. The plates may be folded in half, taco shaped or cut but the footprint cannot exceed the original size of the 4x6 plate
- Beyond attaching the front and rear bumper there no other frame welding is permitted

Doors

- Option 1 – Welded using rolled rod or flat strap no bigger than 3" x 1/8" with a max of 16" per door seam
- Option 2 - #9 wire in 8 spots per door. Three strands per spot and 2 may go around the frame
- Option 3 – Single wrap of 3/8 chain in 8 spots and 2 may go around the frame

**** Drivers door may be welded solid and reinforced. Reinforcement may not overlap door seam by more than 3" ****

Window Bars

A piece of chain, wire or flat strap is required in the front windshield area welded or bolted. No rear window bars.

Hood

- The hood must be in the factory location and open for inspection
- Must have 12x12 hole in the center
- Hood may be secured in 4 locations using 2x2x2 1/4 "angle iron with 1 3/8 bolt sheet metal to sheet metal
- Hood may also be secured by three strands of #9 wire or 1 wrap of 3/8 chain in 8 locations, sheet metal to sheet metal only

*** If you choose not to run a hood your cooling fan must be removed***

Trunk

- Should be fastened using the same options as the hood
- The trunk can be bent at 90 degrees, cut in half or removed completely

Body

- There is no tucking, wedging or pre-bending the body in any manner. You may not crease the fenders, hood or trunk area. Sheet metal may be cut for tire clearance but cannot be rolled
- Body bolts must remain untouched from the factory, if one is missing or rusted you may wrap 2 strands of #9 wire in its place. No adding of any additional mounts unless specified otherwise

Core Support

- All thread may be used in place of the 2 body mounts on the core support. You can run the rod through the original body mount hole up through the hood and bolt. It can also be welded to the side of the frame if there is not a body mount hole to use. The all thread may be a max of 3/4 O.D and secured with one 3" washer (1/8 inch thick) on the top and bottom
- You may weld 2 flat straps from the bumper to the core support. Max of 24 inches per strap and no bigger than 3" x 1/8"
- No core support spacers, if there is a gap, rubber body mounts must be used

Cage

- 4 point cage, max bar size is 6" O.D and 1/4" thick
- 62" max door bar size (small gussets are allowed in the corners)
- Dash bar must be 4" from the firewall at any point
- Gas tan protectors are allowed but must be 6" from any sheet metal
- Two 3x3 down bars are permitted in the driver's compartment. Welded to sheet metal only using a 5x5x1/4" plate
- You must have a roll over bar that runs perpendicular to the door bars and can bolt or wire to the roof in 2 places, or an upright bar that goes from rear seat bar to the middle of the roof.

Bumpers & Mounting

- Any factory OEM bumper or 5x5x3/8 square tube
- Bumpers may be seam welded, but no metal may be added. Bumpers may not be stuffed or loaded in any manner
- If you are using the original bumper bracket, that can be welded to the frame on all sides and the bumper welded to the bracket. Bumper shocks may be collapsed and welded.
- To hard nose you can square the end of the frame and weld one 4x4x1/4 plate to the frame and then weld the bumper to that along with one 4x6x1/4 plate on one side of the frame. Must attach to the back of the bumper and not be more than 6"
- **Same rules for rear bumper**
- ***You can only square off the frame for mounting purposes, if you go too far you will be cutting. If you use the factory bracket you cannot add the 4x6 plate***

Race Day (Pre-Race)

Registration – Will be completed at the trailer located in the staging area.

Identification –

All drivers and pit personnel must show legitimate picture identification verifying age.

Pit Pass Wrist Bands –

A maximum of 3 free pit pass wristbands per vehicle entry will be issued. If your group needs more than 3 passes, extra passes can be purchased for \$30.00 per pass.

The minimum age for entry into the pits is 16 (15-year-olds with a valid graduated instruction permit only).

No one is allowed in the pit area without a pit pass.

THE AREA BY THE ANNOUNCER'S BOOTH, ARENA, FIRE TRUCKS AND AMBULANCE WHERE CARS STAGE AND ENTER THE RACE IS NOT PART OF THE PITS AND PIT PASS AREA. DRIVERS ONLY

Inspections -

Will be conducted by a team of qualified and experienced volunteer inspectors. Please give them your cooperation.

Decisions of the Inspectors and officials are final in all cases!

Saturday – August 23rd 2:30 P.M. - 4:30 P.M.

Please bring all personal safety equipment with you for inspection.

Upon successful completion of the inspection, a white flag will be attached to the driver's pillar post. After the driver's meeting each day, vehicles will be parked in an assigned area in the pit area where they will remain until they are raced.

**No alcoholic beverages allowed
in the pit or inspection area at any time!**

Race Schedule

Saturday, August 23rd

2:30 pm

5:00 pm

7:00 pm

Inspections Start

Driver's Meeting

National Anthem

Full Size Street Stock Cars Preliminaries
(if Needed)

Motorcycle Finals (2 Classes)

Pickup & SUV

Motorcycle Finals (2 Classes)

Full Size Limited Weld Class Cars

*** Note –**

Heat Line Up will be determined at the officials briefing on Saturday.

Heat Races will be stopped when 2 -3 cars remain, depending on the number on entries. They will advance to the Main.

Minimum Prize Money

**Limited Weld Cars will pay: 1st Place - \$2,100 + Trophy;
2nd Place - \$1000 3rd Place - \$500**

**Stock Cars will pay: 1st Place - \$2,100 + Trophy;
2nd Place - \$1000 3rd Place - \$500**

**Pickup & SUV's will pay: 1st Place - \$2,100 + Trophy;
2nd Place - \$1000 3rd Place - \$500**

Heat Winners will receive: (Each Heat Winner if needed) \$100

Hardest Hitter Each Class will receive: \$150 (Plus % of Entry fees)

Awards will be presented at the end of each class.




***Note**

Officials may alter the structure of races and/or prize money to allow for contingencies such as vehicles available for competition, weather, etc.

Redneck Round-Up Derby Racing Basics

Bring a good attitude with you!

- * Vehicles will line up in the staging area when their heat/class is determined.
- * There will be a final safety check at the track entrance.
- * The race will begin when all vehicles are on the track.
- * Random start patterns may be selected by the track officials.
- * An air horn blast will start and stop the race.
- * You must hit another running vehicle at least every 2 minutes.
- * The race will continue until the appropriate number of vehicles remain in a heat race.
- * Stay in the car with all safety equipment on until the race ends.

- * **DO NOT** hit a “dead” vehicle (flag down).
- * **DO NOT** hit the driver’s door (white with stop sign). **Tires will be painted to help the officials with rulings. An intentional hit on a driver’s door CAN result in being black flagged by Officials. Door hits on moving cars will be analyzed on a case-by-case basis, with multiple officials ruling, based on visibility available to the striking driver, motion of the hit vehicle and other circumstances surrounding the hit. Remember attitude is everything.**
- * A **YELLOW FLAG**  means you have 2 minutes to move or hit another vehicle.
- * A **RED FLAG**  means fire or emergency on the track. Stop and shut down.
- * A **BLACK FLAG**  means you are finished. No one will be black flagged without agreement between at least 2 race officials. Pull down the white flag from the roof of your vehicle.

The last impact delivered will determine the winner in any heat!

*** Officials**

- * They are experienced volunteers who have officiated, built cars and/or competed in the past. **They are here for your safety.** Please respect their decisions.
 - * Please do not have contact with the officials during any race!
They need to be focused on the track!
 - * Be alert while racing for officials’ signals!
- * Please REMIND all support personnel to stay out of the track area during any race
Teams violating this rule may have their cars disqualified.
 - * **Be safe, be smart, enjoy yourself & have fun!**
Thank you from the officials

Redneck Round-UP Registration Form

A separate Registration Form must be filled out for each entry

By registering a vehicle, I confirm that I have read the rules and agree to abide by them.

Vehicle#: _____ Driver's Name: _____

Sponsor's or Organization Name: _____

Mailing Address: _____

City/State/Zip: _____ Phone: _____ Email: _____

Classification: (Please select which one with an X)

____ Full Size STREET STOCK Cars

____ Full Size Pickup Trucks

____ Limited Weld Class

Vehicle Make & Year _____

VERY BRIEF advertising statement: _____

ENTRY FEES: All Vehicles: *Registration + (Provide Car Number)*

Registration Per Vehicle:

\$50.00 if submitted by July 25th, 2025

\$75.00 if submitted from July 26th through the August 8th, 2025

\$125.00 from August 9th up to 3:00 PM on August 23rd, 2025

NO REGISTRATIONS AFTER 3:30 P.M.!

PAID BY CHECK: _____ CHECK#: _____

MAKE CHECKS PAYABLE TO: **Bob Weir - VACTE**

Mail To: **Bob Weir, 1951 Dodge Rd. Camp Verde, AZ 86322**

PAID IN CASH: _____

TOTAL RECEIVED: _____

Participation Agreement, Release, and Acknowledgement of Risk

In consideration of the services of VACTE, Camp Verde Arena Association (CVAA) and Town of Camp Verde, its agents, owners, officers, volunteers, participants, employees, and all other persons or entities acting on its behalf VACTE. I hereby agree to release and discharge VACTE, CVAA and Town of Camp Verde on behalf of myself, my children, my parents, my heirs, assigns, personal representatives, and estate, as follows:

I acknowledge that a DEMOLITION DERBY entails known and anticipated risks, which could result in physical or emotional injury, paralysis, death, or damage to myself, to my property, or to third parties. I understand that such risks simply cannot be eliminated without jeopardizing the essential qualities of the activity. Furthermore, VACTE/CVAA volunteers have difficult jobs to perform. They seek safety, but they are not infallible. They might be unaware of a participant's fitness or abilities. They may give inadequate warnings or instructions, and the equipment being used might malfunction.

I expressly agree, and promise, to accept and assume all the risks existing in this activity. My participation in this activity is purely voluntary and I elect to participate in spite of the risks.

I hereby voluntarily release, forever discharge, and agree to indemnify and hold harmless VACTE, CVAA. from any and all claims, demands, or causes of action, which are in any way connected with my participation in this activity, or my use of VACTE or CVAA equipment or facilities, including any such claims which allege negligent acts or emissions of VACTE or CVAA.

Should VACTE or CVAA, or anyone acting on its behalf, be required to incur attorney's fees and costs to enforce this agreement, I agree to indemnify and hold them harmless for all such fees and costs.

I certify that I have adequate insurance to cover any injury or damage I may cause or suffer while participating, or else I agree to bear the costs of such injury or damage myself. I further certify that I have no medical or physical condition which could interfere with my safety in this activity or else I am willing to assume, and bear the costs of, all risks that may be created, directly or indirectly, by any such condition.

In the event I file a lawsuit against VACTE or CVAA, I agree to do so solely in the State of Arizona, and I further agree that the substantive law of that State shall apply in that action without regard to the conflict of law rules of that State. I agree that if any portion of this Agreement is found to be void or unenforceable, the remaining portion shall remain in full force and effect.

BY SIGNING THIS DOCUMENT, I ACKNOWLEDGE THAT IF ANYONE IS HURT OR PROPERTY IS DAMAGED DURING MY PARTICIPATION IN THIS ACTIVITY, I MAY BE FOUND BY A COURT OF LAW TO HAVE WAIVED MY RIGHT TO MAINTAIN A LAWSUIT AGAINST VACTE, CVAA OR THE TOWN OF CAMP VERDE. ON THE BASIS OF ANY CLAIM FROM WHICH I HAVE RELEASED HEREIN.

I have had sufficient opportunity to read this entire document. I have read and understood it, and I agree to be bound by its terms.

Signature of Participant _____
Print Name _____
Address _____
Street City State Zip
Phone _____ Today's Date _____ Birth Date _____
Mo. Day Year

PARENT'S OR GUARDIAN'S ADDITIONAL INDEMNIFICATION
(Must be completed for participants under the age of 18)

In consideration of _____ (print minor's name) ("Minor") being permitted by VACTE or CVAA to participate in its activities, and to use equipment and facilities, I further agree to indemnify and hold harmless VACTE, CVAA and the Town of Camp from any and all claims which are brought by, or on behalf of Minor which are in any way connected with such use or participation by Minor.

Signature of Parent or Guardian _____

Print Name: _____ Date: _____

NOTE: ALL SIGNATURES REQUIRE NOTARIZATION.

State of Arizona
County of Yavapai

The foregoing instrument was acknowledged before me this ____ day of _____ 20__ by _____.

Notary Public

My commission expires: _____